






## Remote Control

- When the remote is connected, the traffic light will be continuous.
- When the remote is disconnected, the traffic light turns off.
- When issuing a command, the traffic light flashes.
- If the joystick fails to return to the centre, the remote stops working and both power and traffic light flash.
- When the E-Stop is pressed, all auxiliary functions and actuators reset to default.






- Wireless Receiver Module
- Actuator Direction Control Switchboard
- Auxiliary Control Relay Module
- Actuator Control Modules
- Throttle Control Module



## Receiver Module

- If replacing the receiver module, make sure the whole system is turned off.
- Throttle Actuator cannot change direction.
- The switches can be used to invert control.



Forward Stroke Adjustment

Reverse Stroke Adjustment

## Stroke Adjustment

- The distance travelled becomes longer as turned clockwise.
- When adjusting the stroke, engage the corresponding remote lever to the maximum position.
- **The stroke must be less than the mechanical valve stroke, exceeding this range will cause damage to the actuator.**



Any questions?  
Just WhatsApp.



[info@prc-systems.co.uk](mailto:info@prc-systems.co.uk)



[www.prc-systems.co.uk](http://www.prc-systems.co.uk)

**PRC**  
**SYSTEMS**